

International
Symposium

INSTITUT DE LA MAIN

Surgery of the
Spastic Upper Limb

Final Programme

March, 10th & 11th 2017

PARIS • FRANCE

VENUE / FFF

87, Bd de Grenelle 75015 PARIS – FRANCE



› **Chairman:** Caroline Leclercq

› **Members of the Hand Institute:**

Choukri Dib, Alain Gilbert, Mathilde Gras,
Stephane Guero, Alain Iserin, Caroline Leclercq,
Christophe Mathoulin, Philippe Valenti, Anne Vidil

www.symposium-institutdelamain.com



> **Chairman**
Caroline Leclercq (*Paris, France*)

> **Scientific Committee**
Michael Tonkin (*Sydney, Australia*)

> **Faculty**

Yves Allieu (*Montpellier, France*)
Nathalie Bini (*Padova, Italy*)
Adeline Cambon-Binder (*Paris, France*)
Emmanuel Chaleat-Valayer (*Lyon, France*)
Christopher Colborne (*London, UK*)
Elena Cosentino (*Venice, Italy*)
Bertrand Coulet (*Montpellier, France*)
Philippe Denormandie (*Garches, France*)
Marybeth Ezaki (*Dallas, USA*)
Sybille Facca (*Strasbourg, France*)
Franck Fitoussi (*Paris, France*)
Christian Fontaine (*Lille, France*)
Sabrina Gallego (*Medellin, Colombia*)
Werner Girsch (*Vienna, Austria*)
Hyun-Sik Gong (*Seoul, Korea*)
Jean-Michel Gracies (*Créteil, France*)
Mathilde Gras (*Paris, France*)
Claudia Gschwind (*Sydney, Australia*)
Christian Hagemann (*Hamburg, Germany*)
Vincent d'Hardemare (*Paris, France*)
Steven Hovius (*Rotterdam, The Netherlands*)
Syril James (*Paris, France*)
Serdar Kocer (*Porrentruy, Switzerland*)

> **Organizing Committee**
Mathilde Gras (*Paris, France*)

Scott Kozin (*Philadelphia, USA*)
Mick Kreulen (*Amsterdam, The Netherlands*)
Isabelle Laffont (*Montpellier, France*)
Françoise Lapiere (*Poitiers, France*)
Caroline Leclercq (*Paris, France*)
Melinda Lewis (*Brisbane, Australia*)
Aleksandar Lovic (*Madrid, Spain*)
Patrick Mertens (*Lyon, France*)
Nadine Nacheff (*Lille, France*)
Türker Ozkan (*Istanbul, Turkey*)
Paolo Panciera (*Treviso, Italy*)
Catalina Parot (*Santiago, Chile*)
Renata Paulos (*Sao Paulo, Brazil*)
Simon Pickard (*Oswestry, UK*)
Eva Ponten (*Stockholm, Sweden*)
Michael Poschmann (*Munich, Germany*)
Carina Reinholdt (*Goteborg, Sweden*)
Francisco Soldado (*Barcelona, Spain*)
Ann Van Heest (*Minneapolis, USA*)
Claire Villepinte (*Toulouse, France*)
Carley Vuillermin (*Boston, USA*)
Daniel Weigl (*Tel Aviv, Israel*)
Paolo Zerbinati (*Castellanza, Italy*)

edito



Dear colleagues and friends,

Welcome to the **Symposium of the "Institut de la Main"**, to be held in Paris (France) on **March 10-11, 2017**.

This is the first time an international meeting is entirely dedicated to surgery of the spastic upper limb, both in adults and in children.

International experts will discuss in depth the indications, techniques (videos only) and results of surgery, and there will be a special focus on evaluation, and clinical cases discussions.

Whether surgeon, physiatrist, physical or occupational therapist, you are welcome to attend, and exchange your views with the experts.

Welcome in Paris !!

Caroline Leclercq
caroline.leclercq@free.fr

> **Our partners 2017**

ALLERGAN
ANATOMI METRIX
AREX®
ARTHREX
CLINIQUE BIZET

BIOMETRICS
EYE RÉOLUTION
IFSSH
INTEGRA
KARL STORZ

MEDARTIS
MERZ PHARMA
SAURAMPS
WRIGHT

GENERAL ORGANIZATION



44 bd. Périer - 13008 Marseille
Tel.: +33 4 91 94 54 72
Fax: +33 4 91 58 54 94
contact@symposium-institutdelamain.com



8:30 // Introduction

- Spasticity: an update / *J.M Gracies (France)*
- Discussion

9:00 // Evaluation: what does the surgeon need?

- International Classification of Functioning, Disability and Health (ICF) / *C. Colborne (UK)*
- SHUUE: *D. Weigl (Israel)*
- MUUL: *C. Colborne (UK)*
- AHA: *E. Chaleat-Valayer (France), R. Bard (France)*
- MACS: *H. Gong (Korea)*
- GAS: *I. Laffont (France)*
- COPM: *M. Lewis (Australia)*
- Sensory deficit / *A. Van Heest (USA)*
- The role of video / EMG analysis / *A. Van Heest (USA)*
- Functional assessment in children with hemiplegia: a surgical perspective / *C. Parot (Chile)*
- Pre-operative assessment in the brain-injury patient: detecting « hidden functions » / *D. Gasq, C. Villemonte (France)*
- Debate // The ideal surgical assessment
E. Chaleat-Valayer (France), C. Colborne (UK), B. Coulet (France), I. Laffont (France), C. Parot (Chile), A. Van Heest (USA)

10:10 // Clinical examination

- Key points of clinical examination / *C. Vuillermin (USA)*
- Patient examination / *M. Tonkin (Australia)*
- Attempted surgical classification of spastic upper limbs / *B. Coulet (France)*



10:40-11:10 // Coffee break in the exhibition area

11:10 // Non-surgical treatments

- Botulinum toxin and surgery
 - Technique and preferences / *S. Kocer (Switzerland)*
 - Complications and so-called "failures" / *E. Cosentino (Italy)*

11:30 // Decision making: Goals, strategy and timing - When to refer the patient to the surgeon?

- In children: *C. Colborne (UK)* / Discussor *M. Ezaki (USA)*
- In adults: *I. Laffont (France)* / Discussors *C. Gschwind (Australia), F. Lapierre (France)*
- Contra-indications to surgery / *M. Ezaki (USA)*
- Discussion

12:30 // Neurosurgical treatment

Moderator: *P. Mertens (France)*

- Intrathecal baclofen and dorsal selective radicotomy / *C. d'Hardemare (France)*
- Intrathecal baclofen therapy in children: special considerations / *C. Hagemann (Germany)*

13:00-14h:00 // Lunch in the exhibition area

14:00 // Invited lecture

- Fifty years' experience of surgery of the spastic upper limb: evolution of my practice / *Y. Allieu (France)*





14:20 // Surgical techniques

- Multiple Fasciotomies: "the shark attack"
- Technique and indications / *M. Poschmann (Germany)*
- Comment / *M. Kreulen (The Netherlands)*
- Discussion

14:40 // Partial neurectomies

Moderator : F. Lapiere (France)

- Mechanism of action and evolution / *P. Mertens (France), J. Maaravi (Lebanon)*
- Technique of selective neurectomy and results / *P. Mertens (France)*
- Hyperselective neurectomy
- Anatomical basis / *A. Cambon-Binder (France), C. Parot (Chile), R. Paulos (Brazil)*
- Technique video / *M. Gras (France)*
- Results / *C. Leclercq (France)*
- Discussion

15:30 // Tendon transfers

Moderator : S. Kozin (USA)

- Tendon transfer surgery Vs Botox Vs regular ongoing therapy / *A. Van Heest (USA)*
- Characteristics of the spastic muscle and biomechanics of tendon transfers in the spastic patient / *M. Kreulen (The Netherlands)*
- Choice of donor muscle / *A. Lovic (Spain)*
- Why tendon transfers in the growing child are unpredictable / *E. Ponten (Sweden)*
- Discussion

16:15-16:45 // Coffee break in the exhibition area



16:45 // Invited lecture :

- Movement disorders / *M. Ezaki (USA)*
- Discussion

17:05 // Indications and Results

- Shoulder lengthening / *P. Zerbinati (Italy)*
- Shoulder neurectomy / *F. Fitoussi (France)*
- Articular procedures: suspension, arthroplasty / *B. Coulet (France)*
- Influence of shoulder surgery on distal function / *B. Coulet (France)*
- Clinical cases // *M. Ezaki (USA)*
- Discussion

18:00 // End of scientific programme

18:00-20:00 // Social program

Get Together - Wine and cheese in the exhibition area





8:00 // Elbow

Moderator : *B. Coulet (France)*

- Technique of elbow release / *S. Kozin (USA)*
- The role of the biceps / *S. Pickard (UK)*
- Partial release: fractional lengthening of the biceps / *H. Gong (Korea)*
- Lengthening and neurectomies / *P. Panciera (Italy)*
- Anterior release and self-esteem / *F. Soldado (Spain)*
- Clinical case // Elbow dislocation due to movement disorders / *W. Girsch (Austria)*
- Discussion

8:50 // Pro-supination

Moderator: *M. Kreulen (The Netherlands)*

- The forearm: the forgotten joint / *S. Kozin (USA)*
- Classification and indications / *C. Gschwind (Australia)*
- Release of pronation / *T. Ozkan (Turkey)*
- Pronator rerouting / *A. Van Heest (USA)*
- Augmenting supination: the brachioradialis transfer / *T. Ozkan (Turkey)*
- One bone forearm for fixed supination contracture: An easy solution / *S. Kozin (USA)*
- Debate // how to avoid hypercorrection?
A. Van Heest (USA), M. Kreulen (The Netherlands), C. Gschwind (Australia), S. Kozin (USA)

// Wrist and fingers

9:40 // Lengthening

Moderator : *A. Van Heest (USA)*

- Medial epicondylar release and Scaglietti-Page / *B. Coulet (France)*
- Flexor - pronator aponeurectomy / *M. Tonkin (Australia), C. Leclercq (France)*
- Fractional lengthening: anatomical basis / *A. Arnaout (France)*
- Fractional lengthening: surgical technique / *M. Kreulen (The Netherlands)*



- Debate // Scaglietti- Page / *B. Coulet (France)*
vs Fractional lengthening / *M. Kreulen (The Netherlands)*
- STP transfer: technique, indications and complications / *B. Coulet (France)*
- Alternative to STP: tenotomy-lengthening / *A. Geffrier, P. Denormandie (France)*
- Discussion

10:45-11:15 // Coffee break in the exhibition area

11:15 // Restoring the balance: tendon transfers

Moderator : *M. Ezaki (USA)*

- Assessment of FCU function for tendon transfer surgery / *M. Kreulen (The Netherlands)*
- Analysis of the FCU firing pattern before and after tendon transfer surgery /
A. Van Heest (USA)
- Why I no longer transfer the spastic FCU / *S. Kozin (USA)*
- ECU to ECRB - preferred approach / *S. Kozin (USA)*
- What to do when tendon transfers don't turn out the way you expected ?
E. Ponten (Sweden)
- Debate // Transfer or not transfer ? Which donor muscle?
M. Ezaki (USA), S. Kozin (USA), M. Kreulen (The Netherlands), A. Lovic (Spain), A. Van Heest (USA)

11:50 // Wrist arthrodesis

Moderator : *S. Hovius (The Netherlands)*

- Technique / *S. Kozin (USA)*
- Indications and results / *A. Van Heest (USA)*
- Wrist arthrodesis in adolescents / *F. Fitoussi (France)*
- Partial wrist arthrodesis / *C. Parot (Chile)*
- Impact of wrist arthrodesis on proximal function / *B. Coulet (France)*
- Kienbock and Spasticity / *W. Girsch, G. Weigel (Austria)*
- Discussion // Arguments against wrist arthrodesis - comment / *M. Kreulen (The Netherlands)*





12:35 // Clinical cases

M. Horwitz (UK), B. Coulet (France)

13:00-14:00 // Lunch in the exhibition area

14:00 // Thumb

- Classification of thumb deformities / *C. Gschwind (Australia)*
- First web release: technique / *M. Kreulen (The Netherlands)*
- Alternative technique: 1st web approach / *M. Gras (France)*
- Hypersensitive neurectomy of the first web muscles: preliminary results / *N. Bini (Italy)*
- EPL rerouting / *M. Kreulen (The Netherlands)*
- Thumb MPJ instability: capsulodesis / *M. Kreulen (The Netherlands)*
vs sesamoido-metacarpal arthrodesis ?
- Thumb in palm: get rid of a joint! / *S. Kozin (USA)*
- Dynamic thumb-in-palm. Temporary transarticular pinning to assess
definitive joint fusion / *F. Soldado (Spain)*
- Discussion

14:50 // Fingers

- Anatomy of the interosseous muscles / *C. Fontaine, N. Nacheff (France)*
- How do we assess the intrinsic muscles? / *C. Gschwind (Australia)*
- Intrinsic release: technique and postoperative management / *L. Gatin, P. Denormandie (France)*
- Feasibility of percutaneous release of the interosseous muscles /
N. Nacheff, C. Fontaine (France)
- Swan-neck: lateral band rerouting: technique / *M. Kreulen (The Netherlands)*
: central slip tenotomy ?
- Boutonnière deformities ?
- Debate // Clinical cases



15:30 // Post-operative rehabilitation

M. Horwitz (UK)

15:40-16:00 // Coffee break in the exhibition area

16:00 // Tetraplegia and spasticity

- Classification / *Y. Allieu (France)*
- Treatment / *C. Reinholdt (Sweden)*

16:20 // Severe spasticity

Moderator: M. Gras (France)

- The Mini-Hand-Score / *S. Facca (France)*
- Management of severe deformities: finger flexor tenotomies at the bedside /
A. Geffrier, L. Gatin, P. Denormandie (France)
- Hopeless cases: beyond surgery? / *S. Hovius (The Netherlands)*
- Improvement in the career burden score after surgery for severe spasticity /
C. Gschwind (Australia)
- Discussion

17:00 // Miscellaneous

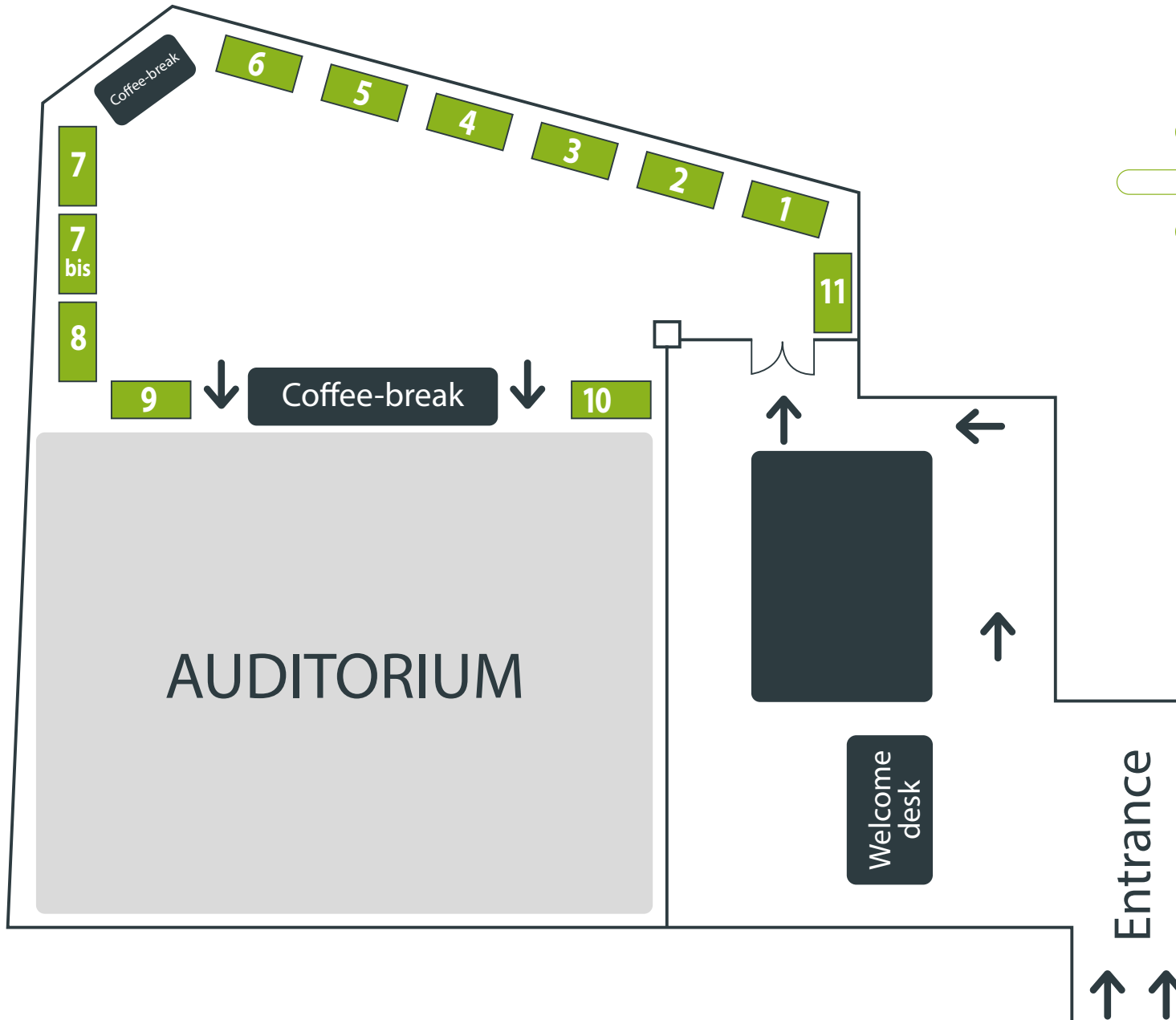
- The hand in Parkinson's disease / *N. Nacheff (France)*
- Spastic missions in developing countries: interview / *S. Kozin (USA),
S. Gallego (Columbia)*

17:20 // The future

- Brain stimulation / *S. James (France)*
- Nerve transfers ? /

17:45 // End of the Symposium





ALLERGAN	6
ANATOMI METRIX	10
AREX®	2
ARTHREX	7
BIOMETRICS	7bis
EYE RÉOLUTION	9
INTEGRA	1
KARL STORZ	4
MEDARTIS	3
MERZ PHARMA	8
SAURAMPS	11
WRIGHT	5

// Notes

.....

.....

.....

.....

.....

.....

.....

.....

.....

.....

.....

.....

.....

.....

.....

.....

.....

.....

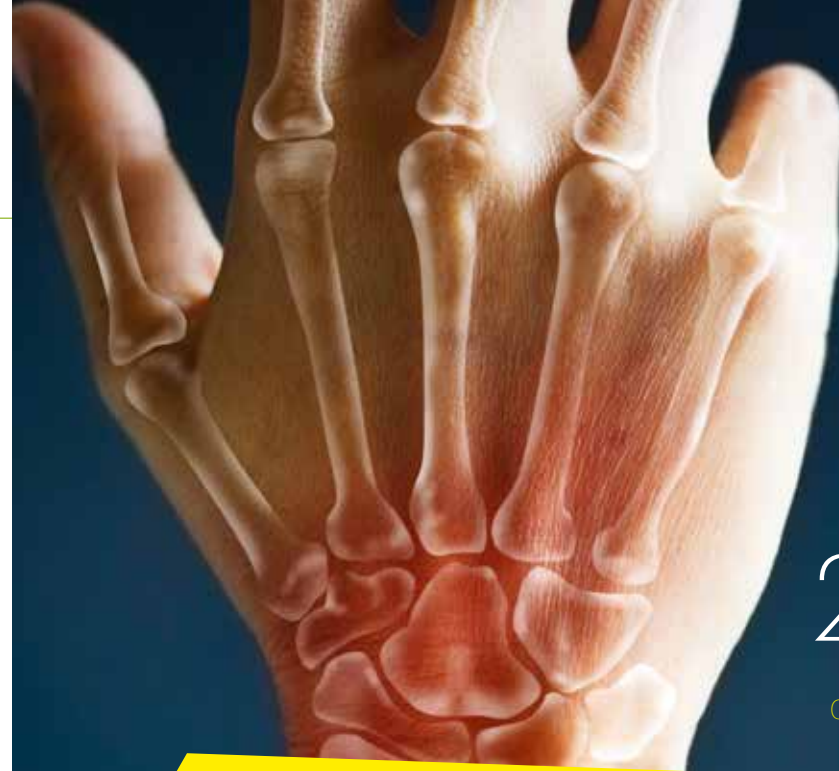
.....

.....

.....

.....

.....




6-7
avril
2018

Chairmen:
Christophe Mathoulin
Mathilde Gras



WRIST ARTHRITIS STATE OF ART 2018 & TECHNIQS



GENERAL ORGANIZATION
eventime 

44 bd. Périér - 13008 Marseille
Tel.: +33 4 91 94 54 72
Fax: +33 4 91 58 54 94
contact@symposium-institutdelamain.com

www.symposium-institutdelamain.com

// Notes

Lined area for taking notes, consisting of 20 horizontal dotted lines.



VITOM® 3D – The 3rgonomic Dimension*

La visualisation 3D en chirurgie
orthopédique réparatrice

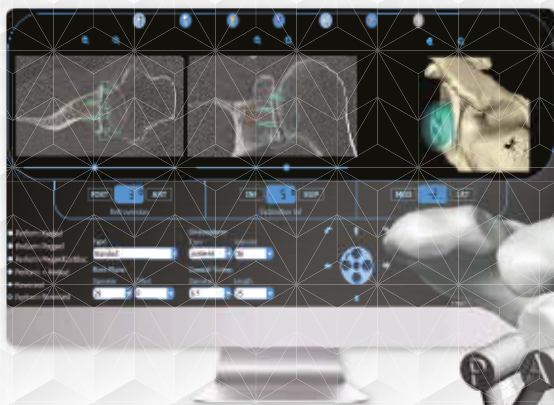




International Symposium «Institut de la main»

10/11 March 2017 - Paris

TORNIER BLUEPRINT™ for Reversed Arthroplasty*



Visit us on
our booth
n°5!**

WRIGHT
FOCUSSED EXCELLENCE

Tornier Upper Extremities

Le logiciel BLUEPRINT™ 3D Planning est un logiciel de planification de chirurgie patient-spécifiques. DM Classe Im. BSI CE0086. Fabricant : Imascap 65 Place Copernic 29280 PLOUZANE (FRANCE). Les Guides Glénoïdiens AEQUALIS™ sont des guides de perçage patient-spécifiques. DM Classe I. Fabricant : Tornier SAS, 161 rue Lavoisier, 38330 Montbonnot Saint Martin FRANCE. Pour une description des caractéristiques et un bon usage des dispositifs, veuillez lire attentivement la notice d'instruction et le manuel d'utilisation. Ces dispositifs médicaux ne sont pas remboursés par les organismes d'assurance maladie. Janvier 2017.

**Venez nous voir sur notre stand n°5

*pour arthroplastie inversée